


# User Manual

**JAXPETY**



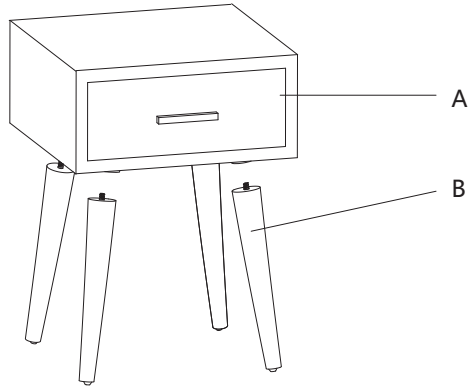
**JAXPETY**

## You need

① 1 person is needed



Technical Specifications	
Brand	jaxpety
Material	wood
Style	for furniture

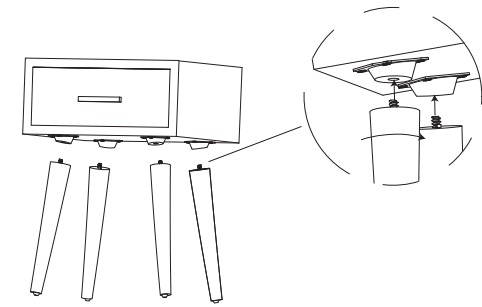
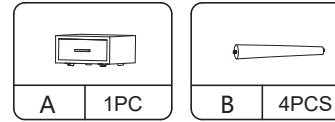


## Hardware List


A   1PC	B   4PCS

**!** Check the package contents before getting started !

### STEP 1



### STEP 2



## Safety Instructions

- 1、 Please always follow the safety instructions and use common sense when using the bedside cupboard.
- 2、 Care should always be taken when using the bedside cupboard, especially for the first time.
- 3、 Always inspect the bedside cupboard before use to assure everything is secured properly.
- 4、 Always use the bedside cupboard on a smooth floor.

## Care

- 1、 For dust on the board , gently wipe clean with a soft cloth.
- 2、 However, over time and use, scratches may develop on the board.It is inevitable.
- 3、 Before storing the bedside cupboard , wipe down thoroughly to remove moisture and dirt.
- 4、 Store the bedside cupboard in a dry place to avoid mildew and mold.