


User Manual



Model Number:MR11Y0180
MR11A0181
MR11B0182
MR11X0251



Dear Customer,

Thank you for your purchase.

RESHABLE is created to be the perfect starting spot for any barbers. Supplying top-quality barber supplies like barber chairs, salon stations, rolling makeup cases, styling drawer cabinets, hair tool holders, and more, we help people to keep their barber store running with the best equipment at the most reliable prices.

When you receive the product, please make sure that all the parts are intact. Then please browse the entire installation manual before assembly. If problems occur unsatisfactorily as follows:

a. The outer box is damaged.

b. The product is damaged/bent/cracked while you open the box.

c. The parts/accessories/assembly tools are missing.

d. The product is hard to assemble.

e. The instructions are not clear and can not be referred to.

f. The product has functional problems.

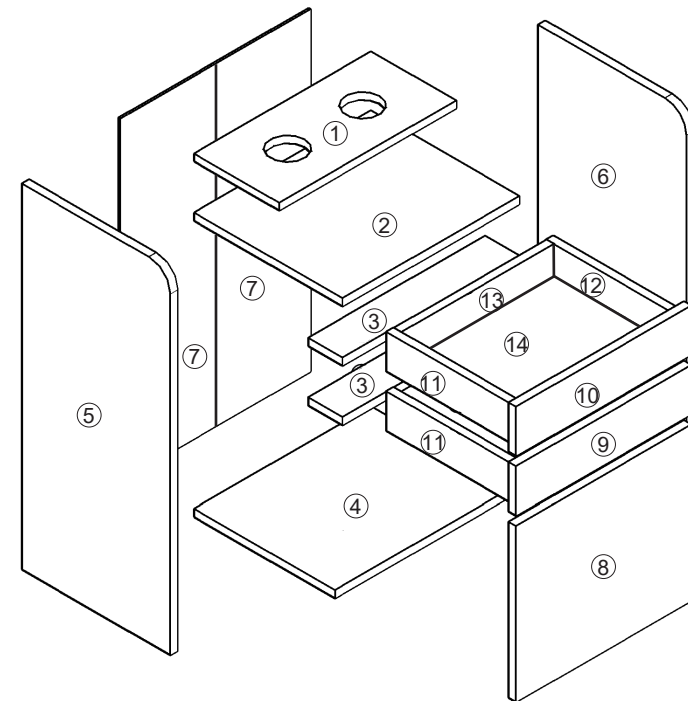

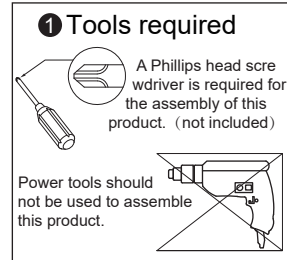
g. Other aspects that you are not satisfied with.

Please do not hesitate to contact us for help (Be sure to mark the SKU NUMBER, e.g., MR11R0246, and the TRACKING NUMBER). Our RESHABLE team with factory direct after-sales service will reply within 24 hours and do our best to resolve the problem for you. Our service is available at any time.

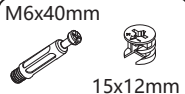


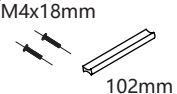




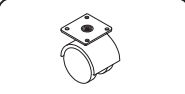



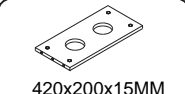
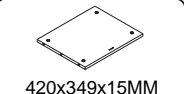
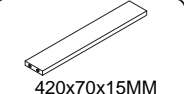


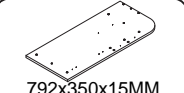

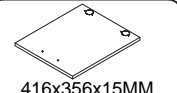
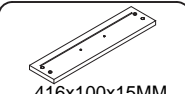
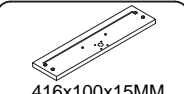
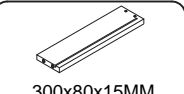
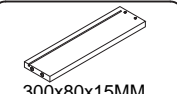
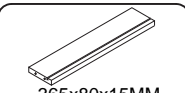
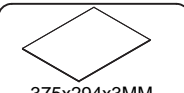
Sincerely,
RESHABLE Team

RESHABLE
for Profession and Creativity!

You need



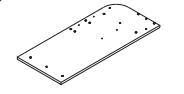
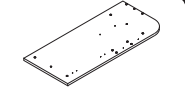


Hardware List

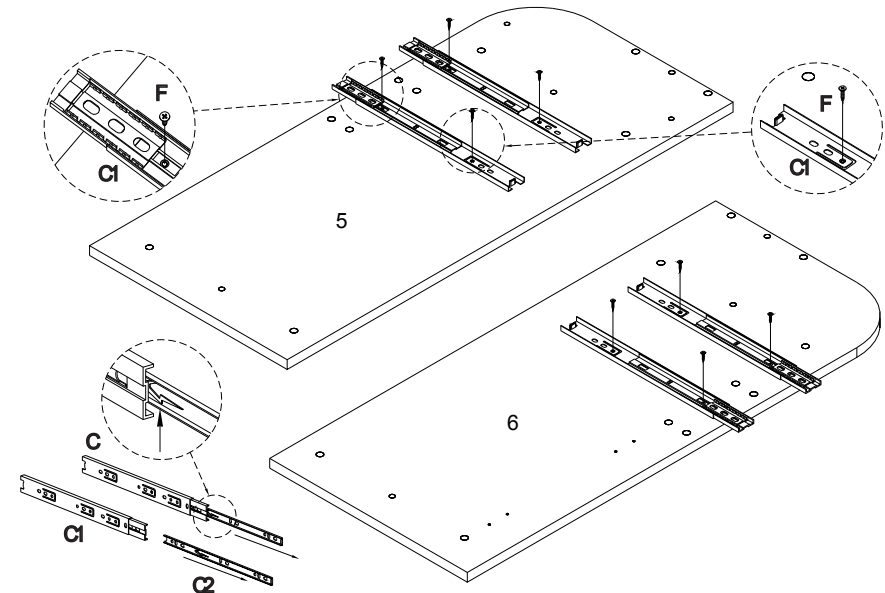
 M6x40mm 15x12mm A 28PCS	 8x40mm B 6PCS	 C1 C2 C 4PCS	 M4x18mm 102mm D 3PCS
 E 2PCS	 M3.5x14mm F 44PCS	 M3.5x35mm G 8PCS	 H 1PC
 I 2PCS	 J 2PCS	 17mm K 30PCS	 L 2PCS
 420x200x15MM 1 1PC	 420x349x15MM 2 1PC	 420x70x15MM 3 2PCS	 420x333x15MM 4 1PC
 792x350x15MM 5 1PC	 792x350x15MM 6 1PC	 745x225x3MM 7 1PC	 416x356x15MM 8 1PC
 416x100x15MM 9 1PC	 416x100x15MM 10 1PC	 300x80x15MM 11 2PCS	 300x80x15MM 12 2PCS
 365x80x15MM 13 2PCS	 375x294x3MM 14 2PCS		

PRODUCT ASSEMBLY

 Check the package contents before getting started !

STEP 1

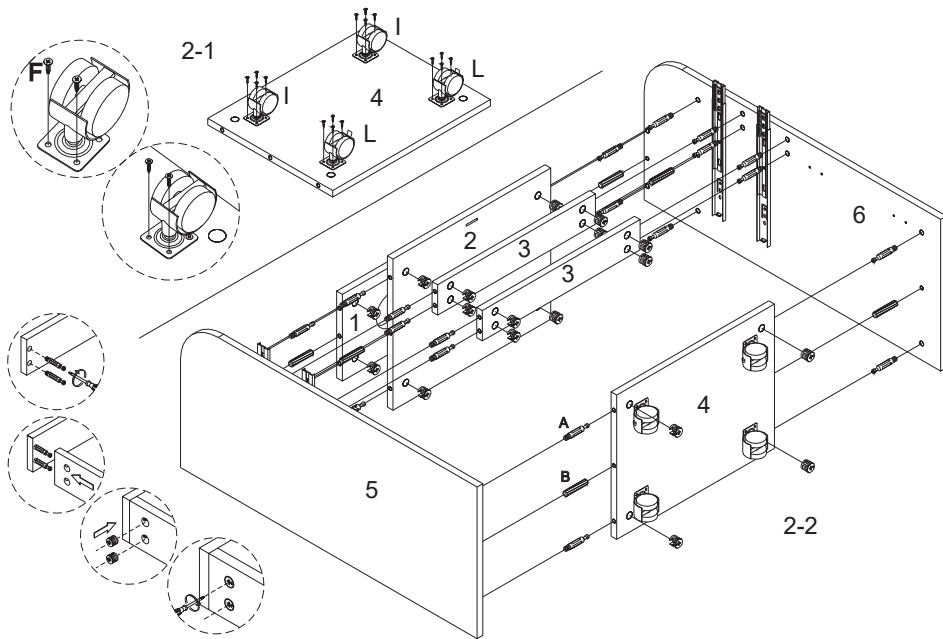
 5 1PC	 6 1PC	 C1 C2 C 4PCS	 M3.5x14mm F 8PCS
--	--	--	--



PRODUCT ASSEMBLY

STEP 2

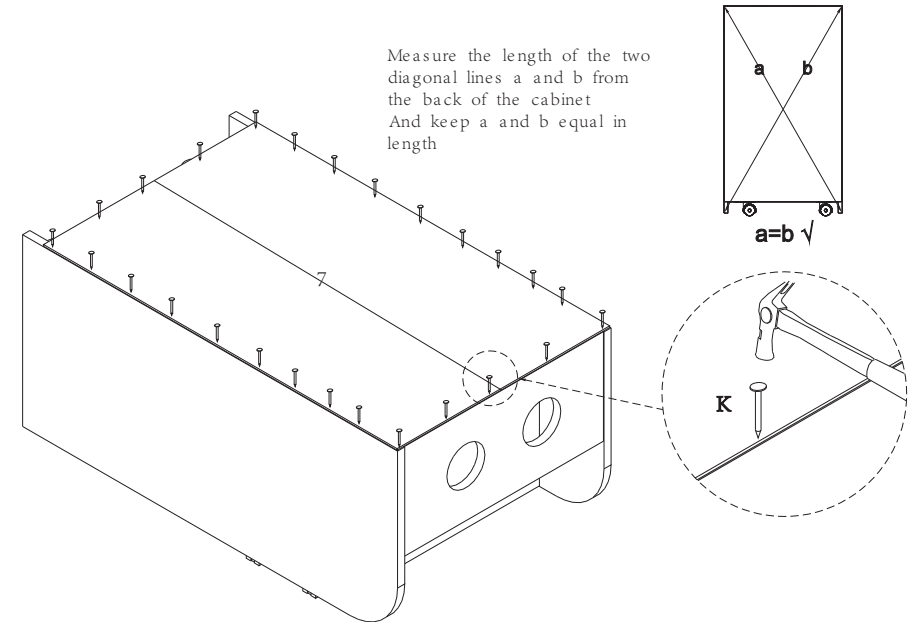
1 1PC	2 1PC	3 2PCS	4 1PC
A 20PCS	B 6PCS	F 16PCS	I 2PCS
L 2PCS			



PRODUCT ASSEMBLY

STEP 3

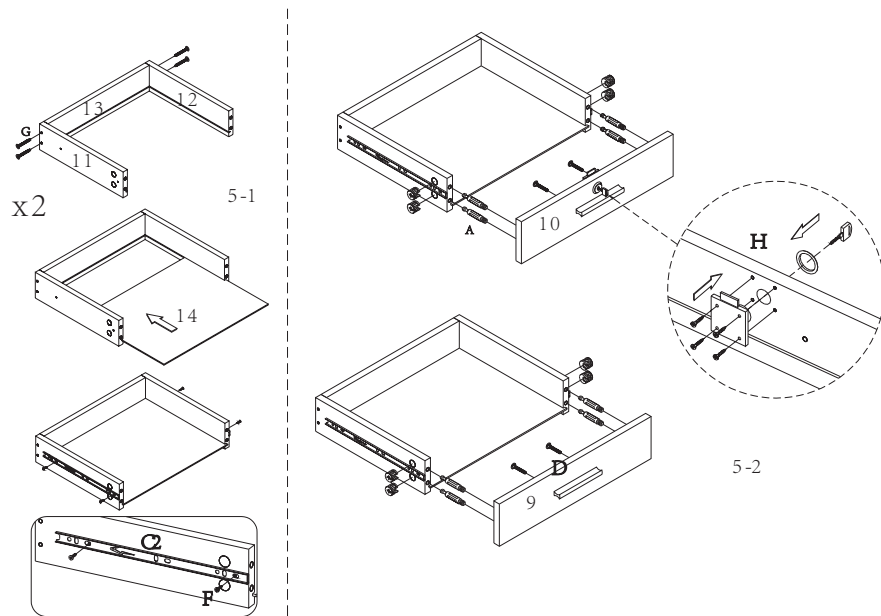
7 1PC	K 30PCS



PRODUCT ASSEMBLY

STEP 4

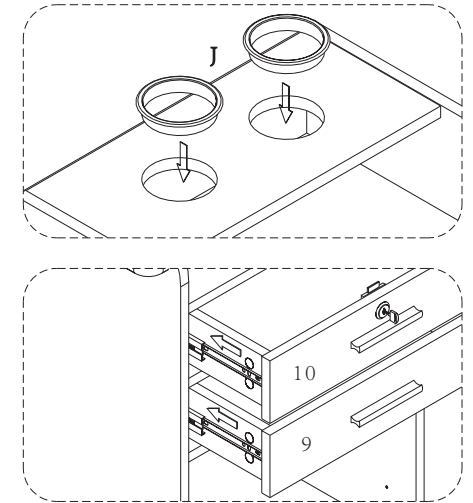
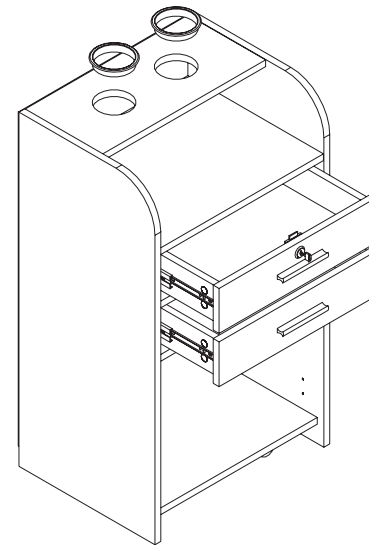
9 1PC	10 1PC	11 2PCS	12 2PCS
13 2PCS	14 2PCS	A 8PCS	C 4PCS
D 2PCS	F 8PCS M3.5x14mm	G 8PCS M3.5x35mm	H 1PC



PRODUCT ASSEMBLY

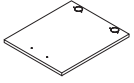



STEP 5

J 2PCS



PRODUCT ASSEMBLY

STEP 6

							
8	1PC	D	1PC	E	2PCS	F	12PCS

